

Jetpack Instructions

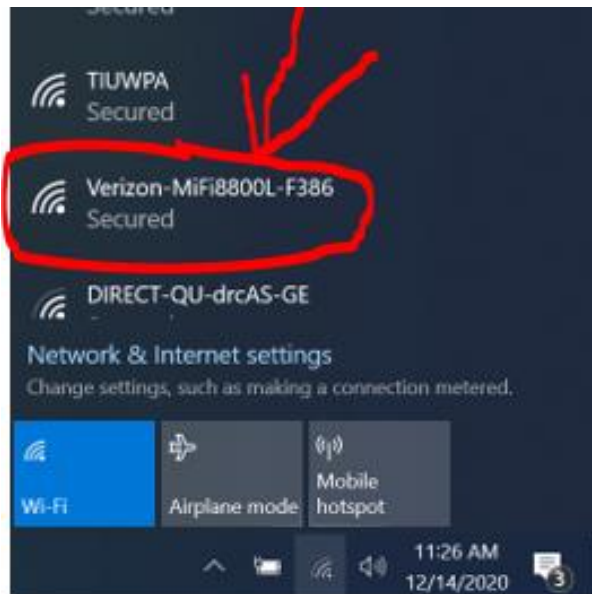
Turn on jetpack – Press & hold power button located on the top right of the jetpack, until you see “MIFI” appear. (see below)



On your device (ipad, laptop etc.) right click on the wifi icon as shown below.

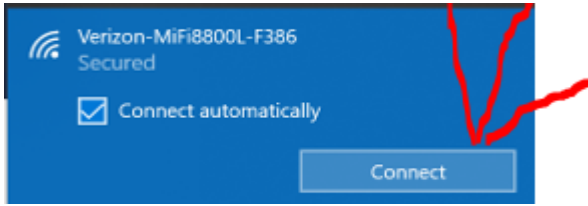


Click on the wifi connection as shown below (Verizon-MiFi8800L)

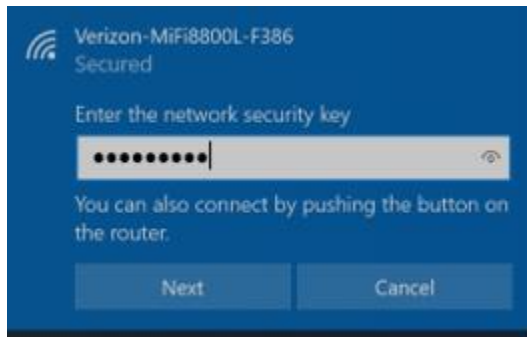


Jetpack Instructions

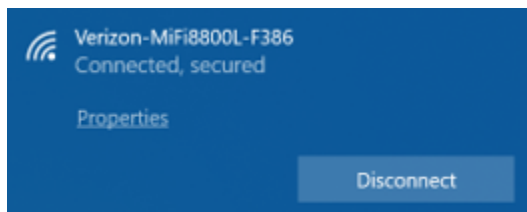
Next, click on the connect button as shown below.



Next, type in the jetpack password (HUSK135!) and click next as shown below.



You will then see the screen below. You have connected successfully. You can now open your web browser and proceed to the website.



To power off the jetpack when not in use, press and hold the power button until the power off screen appears. Click on Shutdown and ok.