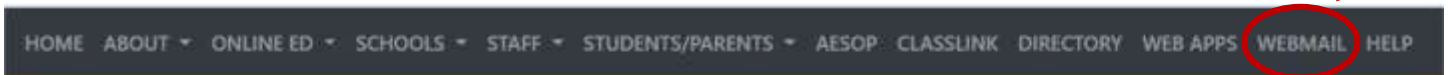


Opening School Email (Webmail)

There are 2 ways to access your school email.

Option 1:

1. Open the MCSD webpage (www.mcstk12.org) and choose **WEBMAIL** from the menu.

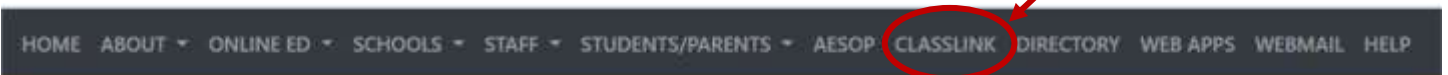


2. Enter your **SCHOOL** username and password.
**You only need to enter your username, not your email address.*

A white login page with the Mifflin County School District logo at the top. Below the logo, it says 'Sign in with your organizational account'. There are two input fields: one for an email address (pre-filled with 'someone@example.com') and one for a password. A blue 'Sign in' button is at the bottom.

Option 2:

1. Open the MCSD webpage (www.mcstk12.org) and choose **CLASSLINK** from the menu.




2. Click Sign in to **CLASSLINK** under the Husky.



3. Enter your **SCHOOL** username and password.
**You only need to enter your username, not your email address.*

4. Click on the **Webmail** icon.



5. By signing in through Classlink, you are now able to access many other apps using single sign-on. This means that you will not have to keep entering your username and password to open these particular apps.

A white login page with the Mifflin County School District logo at the top. Below the logo, it says 'Sign in with your organizational account'. There are two input fields: one for an email address (pre-filled with 'someone@example.com') and one for a password. A blue 'Sign in' button is at the bottom.