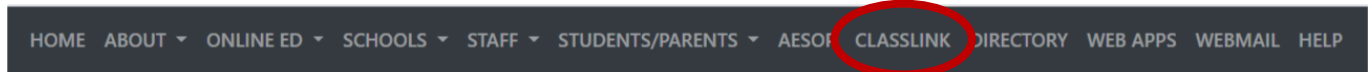


Google Classroom

To Access Google Classroom:

1. Go to the MCSD Webpage (www.mcsdk12.org).
2. Click on the **CLASSLINK** link.


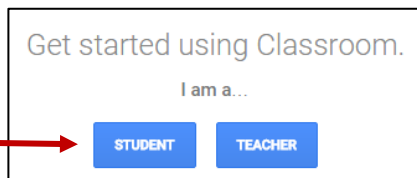


3. Click on the **Google Classroom** icon.



IF PROMPTED:

4. Enter your **SCHOOL DISTRICT EMAIL ADDRESS** and press **NEXT**.
5. Enter your **SCHOOL DISTRICT PASSWORD**.
6. When signing in for the first time, click the **STUDENT** button.



ALL Mifflin County students will log in with:
username@mcsdk12.org

Joining a Class:

1. Click the plus sign in the top right corner of the screen and choose **Join Class**.
2. Type in the code given to you by your teacher.

A white box with the text "Enter class code to join." and a blue underline. Below this are two buttons: "CANCEL" and "JOIN".