



Connecting to MCSD Wifi

1. Open the Internet connection options by clicking the icon in the Windows Notification Area.

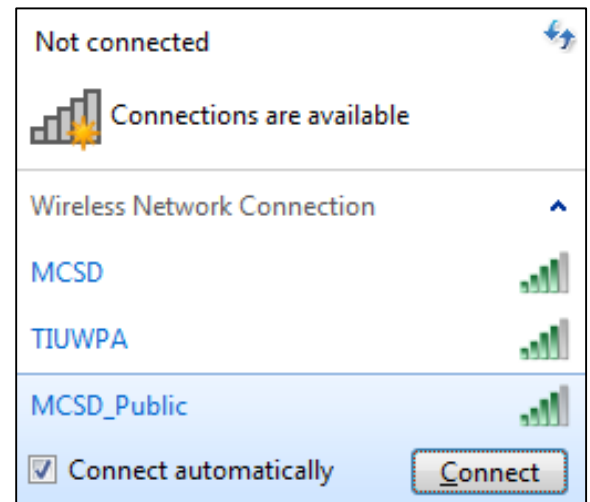


Since you most likely are not connected to any network, your icon may display as this:



2. Choose **MCSD_Public**. If you put a checkmark in the box to connect automatically, when you bring your device to school again, it will automatically connect to this network and you will begin at step #6.

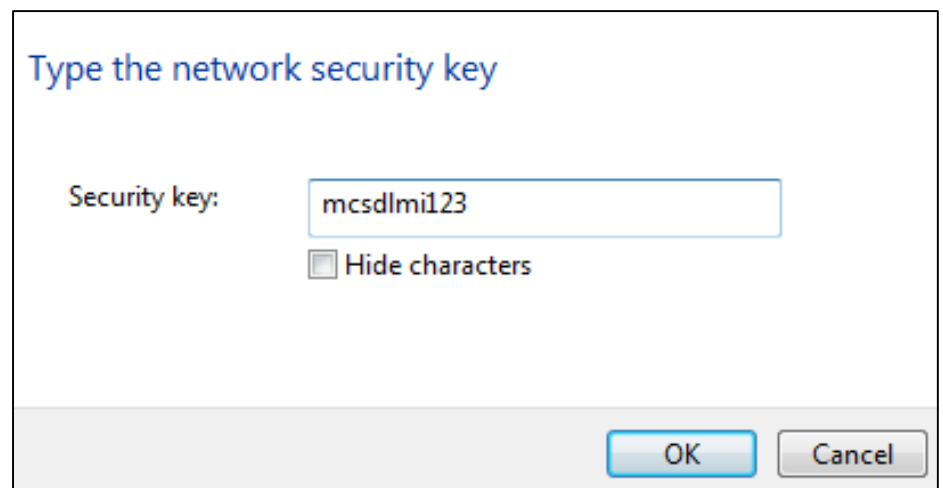
3. Press **Connect**.



4. You will be prompted to enter the network security key.

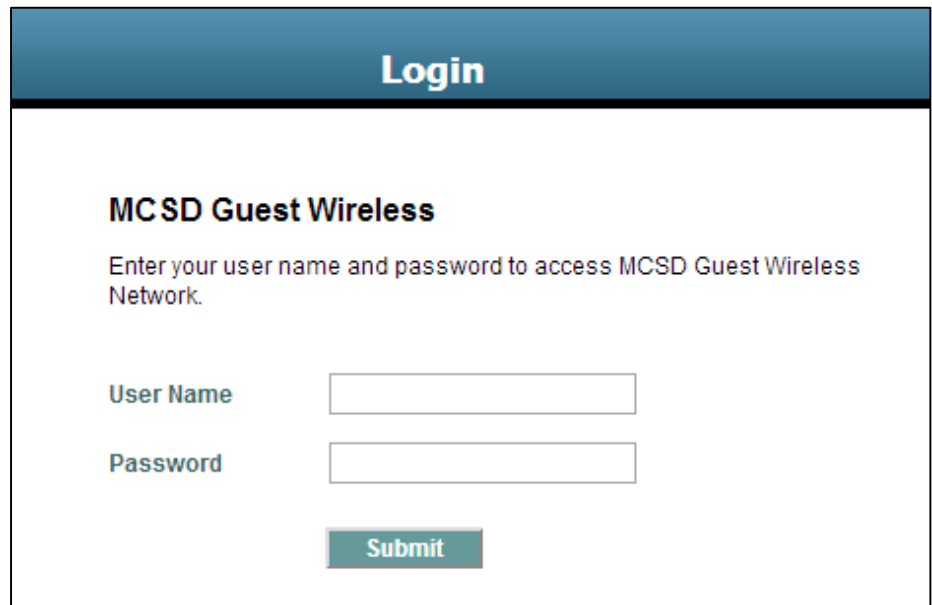
mcsdlmi123

5. Press **OK**.



6. As soon as you open the Internet, you will be prompted to log in. Enter your **Username and Password** just as you would to log on to an MCSD computer.

7. Press **Submit**. You then can surf the Internet.

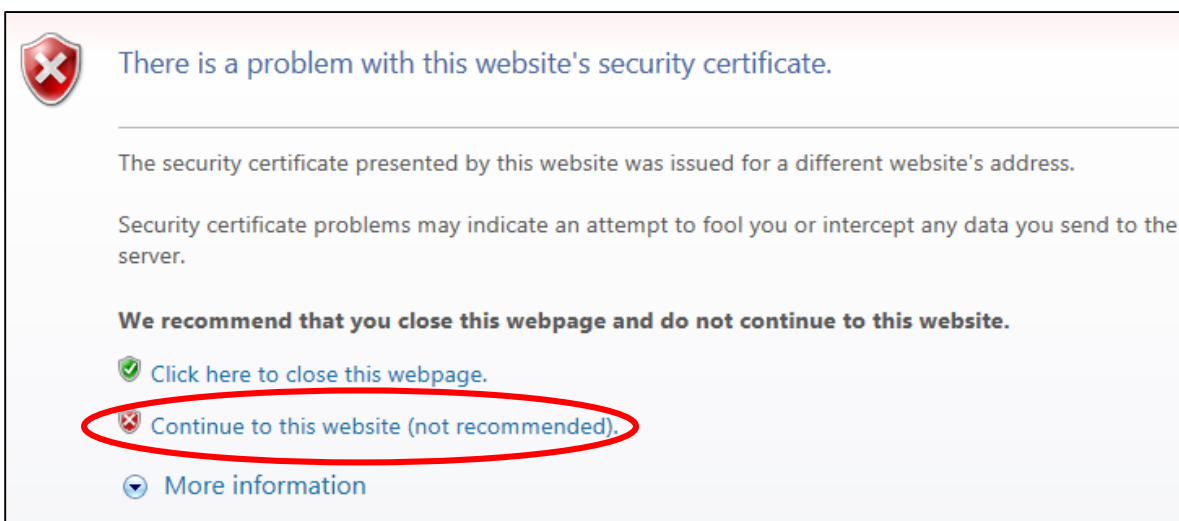


The image shows a login form titled "MCSD Guest Wireless". At the top, there is a blue header with the word "Login" in white. Below the header, the text "MCSD Guest Wireless" is displayed in bold. Underneath, it says "Enter your user name and password to access MCSD Guest Wireless Network." There are two input fields: "User Name" and "Password". Below these fields is a green "Submit" button.

HELPFUL HINTS:

*You may find it necessary to type the **www.** in front of a website address in order to view the site. This is the case with our district website address.

*If you are using Internet Explorer and the following message appears, click "**Continue to this Website (not recommended)**" IF it is a trusted website. Currently, this will be the case for www.google.com.



The image shows a security warning dialog box from Internet Explorer. It features a red shield icon with a white 'X' in the top left corner. The main text reads: "There is a problem with this website's security certificate." Below this, it explains: "The security certificate presented by this website was issued for a different website's address." It further states: "Security certificate problems may indicate an attempt to fool you or intercept any data you send to the server." A bold recommendation follows: "We recommend that you close this webpage and do not continue to this website." At the bottom, there are three options: "Click here to close this webpage." (with a green checkmark icon), "Continue to this website (not recommended)." (with a red shield icon and a red oval around the text), and "More information" (with a blue downward arrow icon).