

# Log-on



September/October 2007

Mifflin County School District Technology Department

Issue 28

## Technology News

### ► Spam Update

We are making every attempt to control the spam that is sent to you through email. Sometimes, it seems like you are receiving a great deal of spam, but you are really only getting a small amount of the spam that is being sent.



Here is the district breakdown for September 24, 2007.

External from our network to users	28,341
Blocked Virus E-mails	32
Spam Stopped.	26,326
Emails received that were not spam.	1,983
Percentage of spam and viruses stopped.	93%
Percentage of emails getting through	7%

We average 25,000 to 30,000 emails to the systems a day. We prevent almost 90% of those emails from coming through. Those are blocked because they contain viruses, are known spam addresses or black-listed or tagged as possible spam by the content.

If you do not receive an email that you are expecting, you can put a track-it in to see if it was blocked. It is very helpful and will produce faster results if you can supply the email address of the sender. We will white-list the address so it will come through in the future.

### ► Summer Projects

#### **Websense**

Websense has been updated to the newest version. Please continue to submit a Track-It! for sites that are blocked that you need for your lessons. In most cases, Track-It! work orders have a faster response time than emails.

#### **PrePay for Student Breakfast and Lunch**

The Mifflin County School District is please to offer a convenient, secure, online service to assist parents in managing student breakfast and lunch accounts. More information is available on the MCSD website at: <http://www.mcsdk12.org/foodservice.htm>

#### **New Equipment**

This summer, 329 new computers were placed in classrooms throughout the district and in labs at Union Elementary School and Indian Valley and Lewistown High Schools. Additional color printers and LCD projectors were purchased for area schools, often with the help of Home and School funding.

#### **Flash Drives**

If you purchase a flash drive (memory stick, thumb drive, pen drive), with U3 Security Software, the software will have to be removed before it can used on district computers. Complete a Track-It! to have the software removed.

#### **Archiving Email**

To meet the requirements of a new federal law, we are now archiving all MCSD school district email.

### **Our Goals**

Our goals are to provide staff with up-to-date information regarding all areas of technology, share helpful hints and ideas, showcase teachers and students, and communicate staff development plans. Any questions or suggestions can be directed to **Karen Galbraith \* 248-6480 [gkg26@mcsdk12.org](mailto:gkg26@mcsdk12.org)**

## ► Nancy Ressler named MCSD Keystone Technology Integrator

For the last two years, our district has participated in the Keystone Technology Integrators Program. This is a state program that recognizes those teachers across the Commonwealth who are “successfully infusing technology into their instructional practices for the purpose of improving student learning.” Among the teachers nominated throughout the state, 75 are chosen to attend the five-day Keystone Summit that is held every summer. This year, Nancy Ressler was chosen to attend. Her reflections on the summit follow.

On July 15 to 19, I was at Shippensburg University for the Keystone Technology Integrators Summit. From the very beginning I knew I was at no ordinary conference. People met us at the car and helped us unload and carry our luggage to our suite. And it got even better from that point. We were treated like stars and every time we got together as a big group we received some kind of present. We got little things and big things. The biggest gift was a 30 GB video i-Pod.

Teachers all over the state competed for a spot at the summit by submitting presentations describing and demonstrating their technology integration projects. Of the teachers submitting projects, 75 were chosen to attend the summit. They were from all over Pennsylvania; public and private schools, first year teachers to 40+ year teachers, and teachers of all grade levels. The theme for the conference was a quote from John Dewey, *“If we teach today like we taught yesterday we rob our children of tomorrow.”*

The workshops were very interesting and enlightening. Some examples were a demonstration of the new Internet2 which is an Internet super highway of the web with big bandwidth for education only. It runs parallel to the regular Internet but is for and by educators. There are no pop ups or advertisements and is very mind boggling. I learned about virtual field trips classrooms may take, how to contact experts in any field and have the students interact with them in real time through a video conference.

Another workshop was called “Making a Movie in One Class Period”. This was brand new to me and very educational. We actually made a movie in one hour!

There were workshops on Thinkfinity, Google Earth, Podcasting, Gizmos and Gadgets, Online Collaboration, netTrekker, Wikis and Blogs, and many other interesting subjects.

The speakers were experts in their fields of technology. One of the first speakers were Tony Vincent, the guru of podcasting and Dr. Kecia Ray, an expert in Distance Learning. We had sessions through video conferencing with Don Knezek, the CEO of the International Society for Technology in Education (ISTE).

In addition to all the awe-inspiring things I learned at the Summit, it was great to meet and talk to all my fellow teachers who were so excited about technology. I learned so much and developed friendships which will be helpful to me and my lessons and consequently my students for years to come.

Access the Keystone Technology Integrators at: [http://www.pde.state.pa.us/ed\\_tech/cwp/view.asp?q=102826](http://www.pde.state.pa.us/ed_tech/cwp/view.asp?q=102826)



## Internet Safety Programs

### ► Internet Safety Programs in the Schools

Troopers David McGarvey and Jeffrey Petucci, community service officers from the Hollidaysburg State Police Department, are currently presenting Internet Safety Programs to the fourth and fifth grade students in the district. Fourth and fifth grades are being targeted because they are just starting to use the internet in a “social” way.

The troopers use an animated video prepared especially for this age group to introduce the topic of internet safety. The video is interactive and requires the students to participate by answering questions about what they have learned. There is a question and answer period following the presentation.

The program takes its information from these websites

<http://www.netsmartz.org/> and <http://www.netsmartzkids.org/indexFL.htm>

There is a great deal of internet safety information on the Curriculum Links section of MCSD Website.

[http://www.mcsdk12.org/curr/InternetSafety/Internet\\_Safety.htm](http://www.mcsdk12.org/curr/InternetSafety/Internet_Safety.htm)



### ► Internet Safety, A Practical Guide for Parents

A district-wide internet safety program, *Internet Safety, A Practical Guide for Parents*, will be held on November 8, 2007, at LAHS from 7:00 - 9:00 PM. It will be open to all parents of elementary, middle and high school students.

The presentation will highlight new and emerging internet technologies as well as the benefits and concerns of internet use. Strategies to help parents increase internet safety on their home computers will be discussed and helpful websites and Tech Tips will be introduced. The program will include a demonstration of MySpace and Face Book. Methods of providing a safe internet environment, such as checking web browser history, scanning for viruses, and monitoring incoming information will also be discussed.

Presenters and speakers include Dr. John J. Czerniakowski, Assistant Superintendent; Beth D. Reifsnyder, School Board President; State Trooper Jeff Petucci, Community Service Officer; Trooper Kevin Garhart, Computer Crimes Officer; Daniel Berger, Coordinator of Educational Technology, Tuscarora Intermediate Unit; Doug Cunningham, Mifflin County School District Director of Information Systems; Karen Galbraith, MCSD Elementary Technology Coordinator; and students from Indian Valley and Lewistown High Schools and Strodes Mills Middle School.

Questions from the audience will be solicited prior to the program and there will be a question and answer period and panel discussion following the presentation.

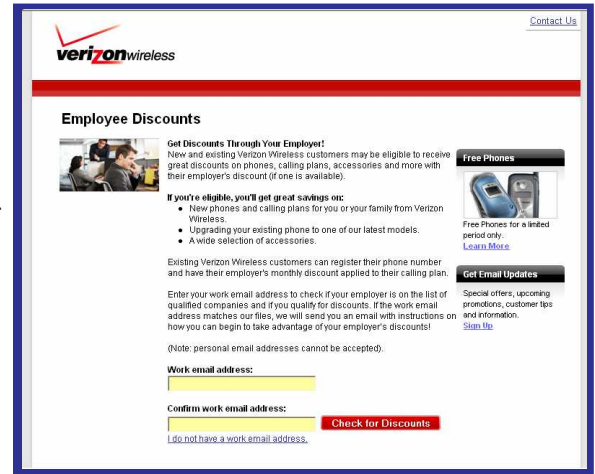
LAHS Media students will film the event and create a video of the event. Internet Safety movies, posters, and bumper stickers created by Strodes Mills Middle School students will be on display and contest winners will be announced.

There will be refreshments and child care available. Door prizes will be awarded during the program.

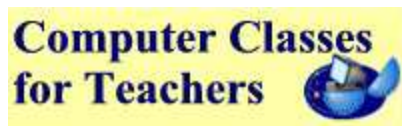
► **Verizon Wireless Employee Discount Program**

Mifflin County School District employees are eligible to receive an 18% discount on personal Verizon Wireless phone bills. You are also eligible for a 25% discount on phones and phone accessories. The personal account must be in the MCSD employee's name. You are only eligible for the discounts as long as you are an employee of the district and as long as the district has an account with Verizon.

Go to [www.verizonwireless.com/getdiscounts](http://www.verizonwireless.com/getdiscounts)  
Enter and confirm your work e-mail address and click **Check for Discounts**. Verizon Wireless will send you an email with available discounts and further directions.



► **Computer Training for Teachers**



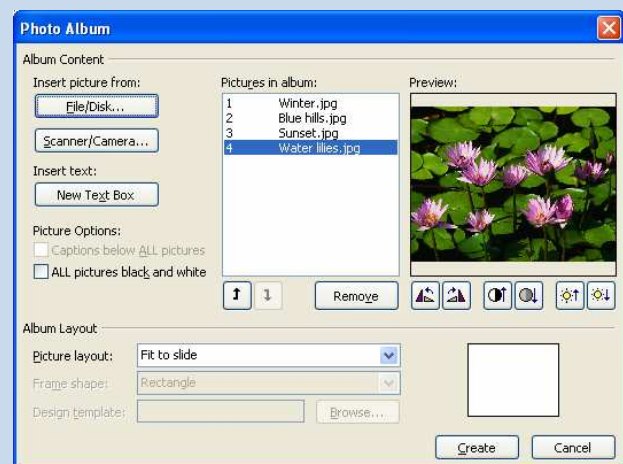
Computer Training classes are presently being scheduled at centrally located schools. *You will receive a memo in the inner school mail with a list of the sessions offered.* Also, log on the MCSD Curriculum Links to see the list of all training sessions. [http://www.mcsdk12.org/curr/Computer\\_Classes.htm](http://www.mcsdk12.org/curr/Computer_Classes.htm)  
Sessions are open to everyone at any school. For more information, contact Karen Galbraith (717-248-6480, [gkg26@mcsdk12.org](mailto:gkg26@mcsdk12.org)).

**Quick Tips**

Have you ever tried to create a PowerPoint Slide Show using lots of pictures? Resizing them to fit the slide takes forever! PowerPoint has a handy tool that lets you add a whole file of pictures and size them instantly.

Click **Insert** on the menu bar and chose **Insert Picture - New Photo Album**.

Navigate to find your picture file. Shift click or control click to chose and insert your pictures. In the **Photo Album** window, you will be able to add a text box or a caption to the picture, rotate the pictures as needed, fit one to four pictures on a slide and even frame the pictures in an interesting way. And it all takes just a second! Once your slides have been created, go to **Format - Photo Album** to make any changes.



Presentation Helper is a great resource for PowerPoint templates, backgrounds, sound clips, music, images and articles. All the resources are for personal use only and must not be distributed, sold or displayed on the web by anyone other than Presentation Helper. <http://www.presentationhelper.co.uk/powerpoint.htm>